



Teacher Sign-Up Guide (Clever)


1. Sign in through Clever

Navigate to your INSTANT LOGIN PORTAL on Clever. Here you will be able to see applications that have been enabled by your district manager. Click on the Khan Academy button, and you will automatically be logged into Khan Academy.

Encourage your students to do the same with their own Clever accounts. As they log into Clever and click on Khan Academy, they will automatically be added to your Khan Academy class.

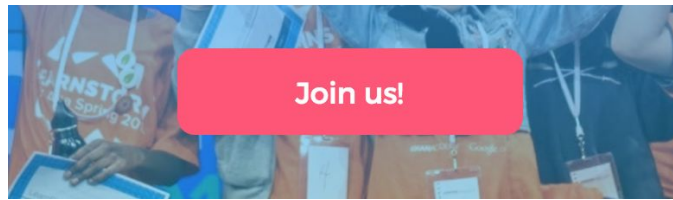


NOTE: If Khan Academy is not available, encourage your **district manager** to sign in to Clever and under FREE APPS ON CLEVER, select KHAN ACADEMY and add the application for your district. District managers will then authorize Clever to share information with the application by reading the terms and selecting the checkbox.



2. Enable LearnStorm for your class

While still you're logged into Khan Academy, go to LearnStorm2016.org and click on the "Join us" button.



Click on your region

Select your LearnStorm region!



Enter your phone number. We'll only contact you if we need to send you prizes :)

Welcome to LearnStorm

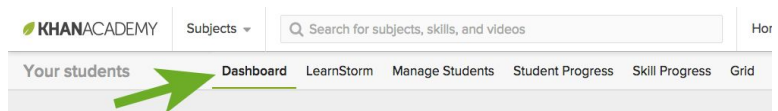
We need your phone number to help us verify student information in order to keep LearnStorm fair! We will only call when one of your students wins a prize.

NAME

PHONE NUMBER

I'd like to get more information on other opportunities to get involved. Please add me to the volunteer mailing list!

You'll arrive at your Coach Dashboard on Khan Academy. Scroll down to see your class(es).



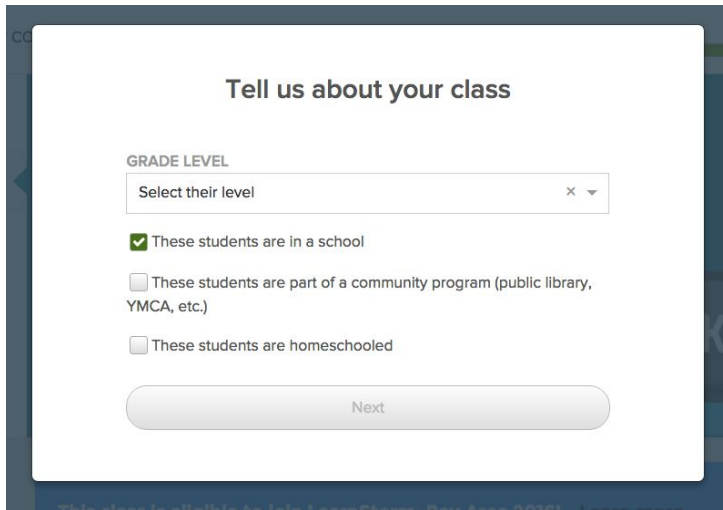
You'll see a blue banner on top of your class(es). Click "Add this class to the challenge."



On the next screen, select your class's level.

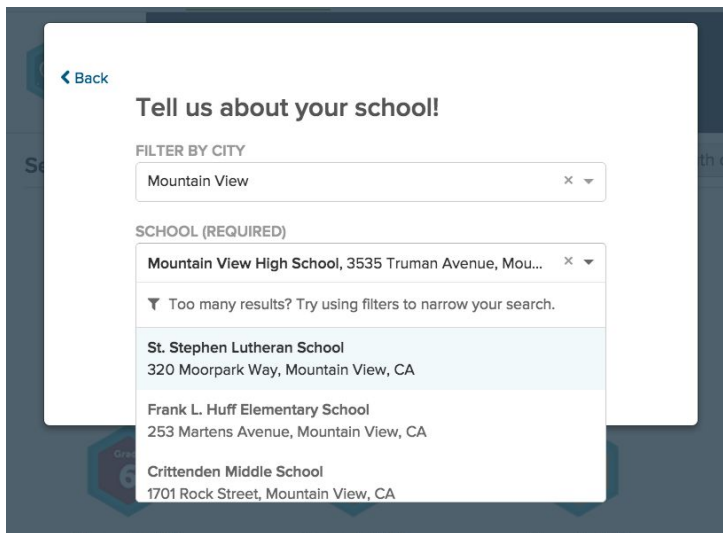
Afterschool coordinators:

If your students are all part of the same school, choose the first option. If your students are coming from different schools, choose the second option.



Find your school in the drop-down menu.

If your school is not listed, you can type in your school's name and address.



You're signed up!

Now add your school information in order to be eligible for prizes and to show up on the leaderboards.

Take a look at the Getting Started checklist to see how you can help get ready for LearnStorm and win registration prizes.

Go to the LearnStorm tab of your Dashboard, and follow the instructions. (see below)



LearnStorm "Getting Started" checklist

0 of 3 COMPLETE



Add school contact info for awarding prizes

Help other teachers register to unlock swag

Check out the community

LearnStorm lets students earn real-world prizes. Add your school's contact info and start celebrating your students' achievements!



[Add school contact info](#)